

# SERVICE COLUMNS

## N° 222-CS



**ADVANCED FLUID  
MANAGEMENT SOLUTIONS**



**Efficiency**  
for growth





**ADVANCED FLUID  
MANAGEMENT SOLUTIONS**







**ADVANCED FLUID  
MANAGEMENT SOLUTIONS**



at your service since 1975

**RAASM** works to offer the best through continuous improvement, in terms of performance, functionality and reliability of its products.

[www.raasm.com](http://www.raasm.com)





## HELP THE NATURE



Packaging contains, depending on the articles, one or more of the following materials; they must be recycled in accordance with current regulations in the country of use.

cardboard • polyethylene sack • polystyrene  
paper • wood • nails • plastic strap  
cellophane • clips • gummed paper



## Strength points



Service columns are the ideal tool to use in working environments with no or little free spaces on the wall or no-supporting vertical surfaces.

**The wide range of models available allows to optimize and rationalize the working spaces,** satisfying any work need with simplicity and ergonomic.

- **High resistance to shocks and wear over time**  
thanks to solid steel structure with scratch-resistant paint or AISI 304 stainless steel.
- **A column for all series of hose reels**  
thanks to the universal bracket holes that allow the attachment of all RAASM hose reels (except S. 540 and 560) and accessories.
- **Modularity of the versions in the catalogue**  
Variable column widths to accommodate different quantities of hose reels and accessories. This allows a targeted choice that is responsive to business needs and the space available.
- **Frontal or bilateral version**  
to respect and make the most of the space available by equipping the column with the maximum number of available hose reels and/or necessary.
- **Version with or without tank**  
to ensure the maximum cleanliness of the work area and the convenience of a support surface for drums up to 220 kg.
- **Connection of the column to floor or ceiling**  
to meet different system needs specific to each working environment.
- **Careful design that focuses on ergonomics**  
Details, such as hose-stop hooks and preparation for drip tanks, are key advantages designed to make the service columns a useful and easy to manage tool.

## FRONTAL service columns



### Technical characteristics

page **10**

### Articles

page **12**

## FRONTAL service columns with collection tank



### Technical characteristics

page **11**

### Articles

page **16**

# BILATERAL service columns



Technical characteristics	page	18
Articles	page	20

# BILATERAL service columns with collection tank



Technical characteristics	page	19
Articles	page	21



### Can series 540 or 560 hose reels be mounted on the service columns?

No, the following series can be mounted on the service columns: 250, 260, 280, 290, 300, 330, 390, 430, 450 and 530.

### Are there stainless steel service columns?

Yes, articles 39421 and 39422 are in AISI 304 stainless steel and can accommodate, respectively, 1 and 2 hose reels.

### How can I empty the drip tanks?

The drip tanks have a 1/2" threaded hole with plug on the bottom. You can purchase a ball tap (P/N 38209) as an accessory and replace the plug for emptying the tank.

### Can I make a connection to the ceiling system?

Yes, most models are designed to be connected to either the ceiling or the floor.


### Can I also install the swivelling hose reels of the smaller series and the electric cable reels?

Yes, on some models. The bilateral service columns have universal holes for attaching electric cable reels and small-sized air-water swivelling hose reels.

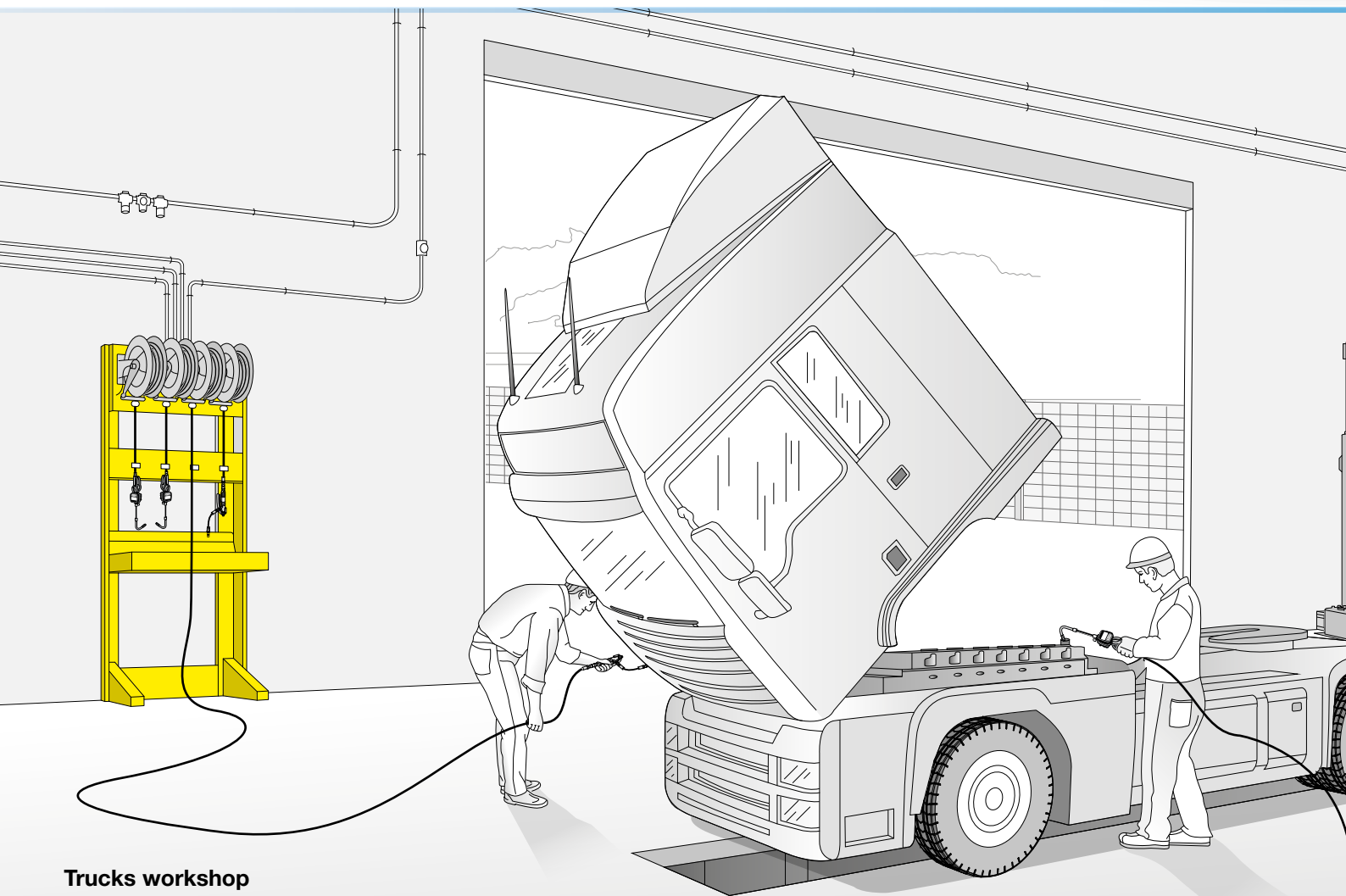
### Can I connect the elements of the service column to the FCS system?

Yes, on most models. By default these versions are prepared for the pulser mono-valve and bi-valve and leave space for attaching the OCU.






Cars workshop



Trucks workshop





**ADVANCED FLUID  
MANAGEMENT SOLUTIONS**


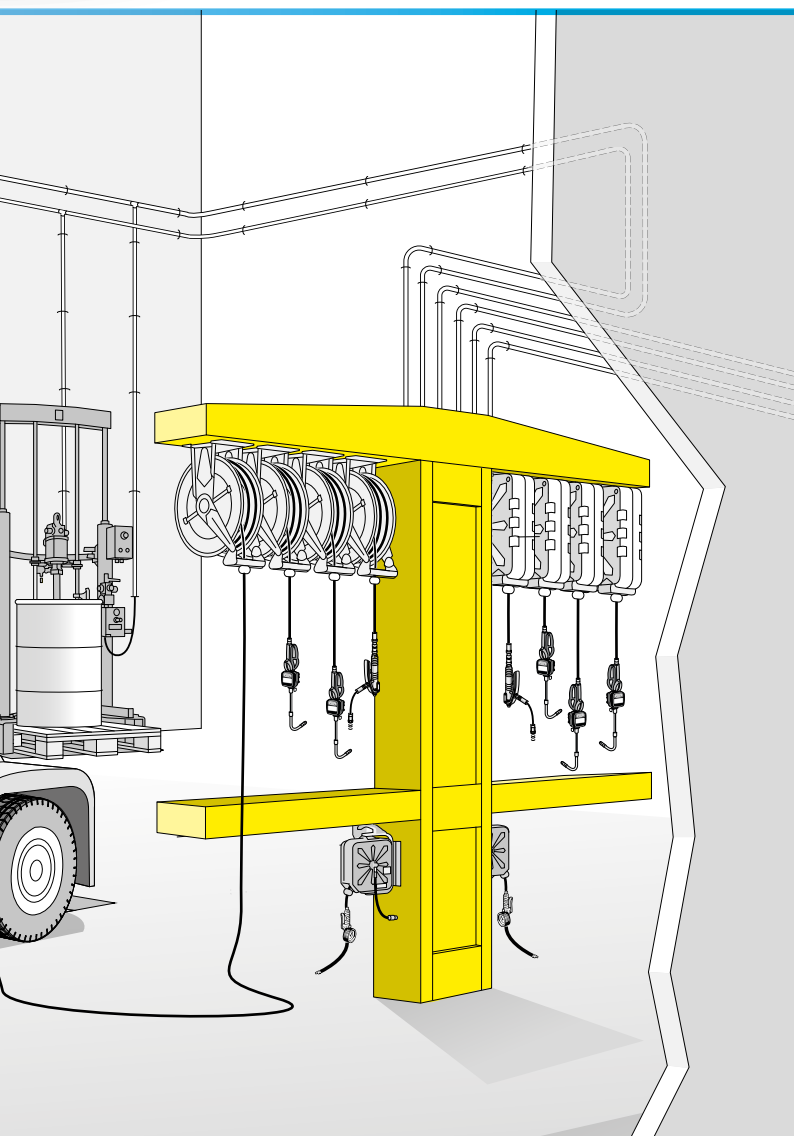
## APPLICATION FIELDS

RAASM service columns are designed to work with flexibility in a lot of working environments, as **workshops for cars and trucks**.

Waste oil suction version and AISI 304 stainless steel version are the other solutions which make the service columns family ideal for **automotive and cleaning sectors**.

The most common working environments are:

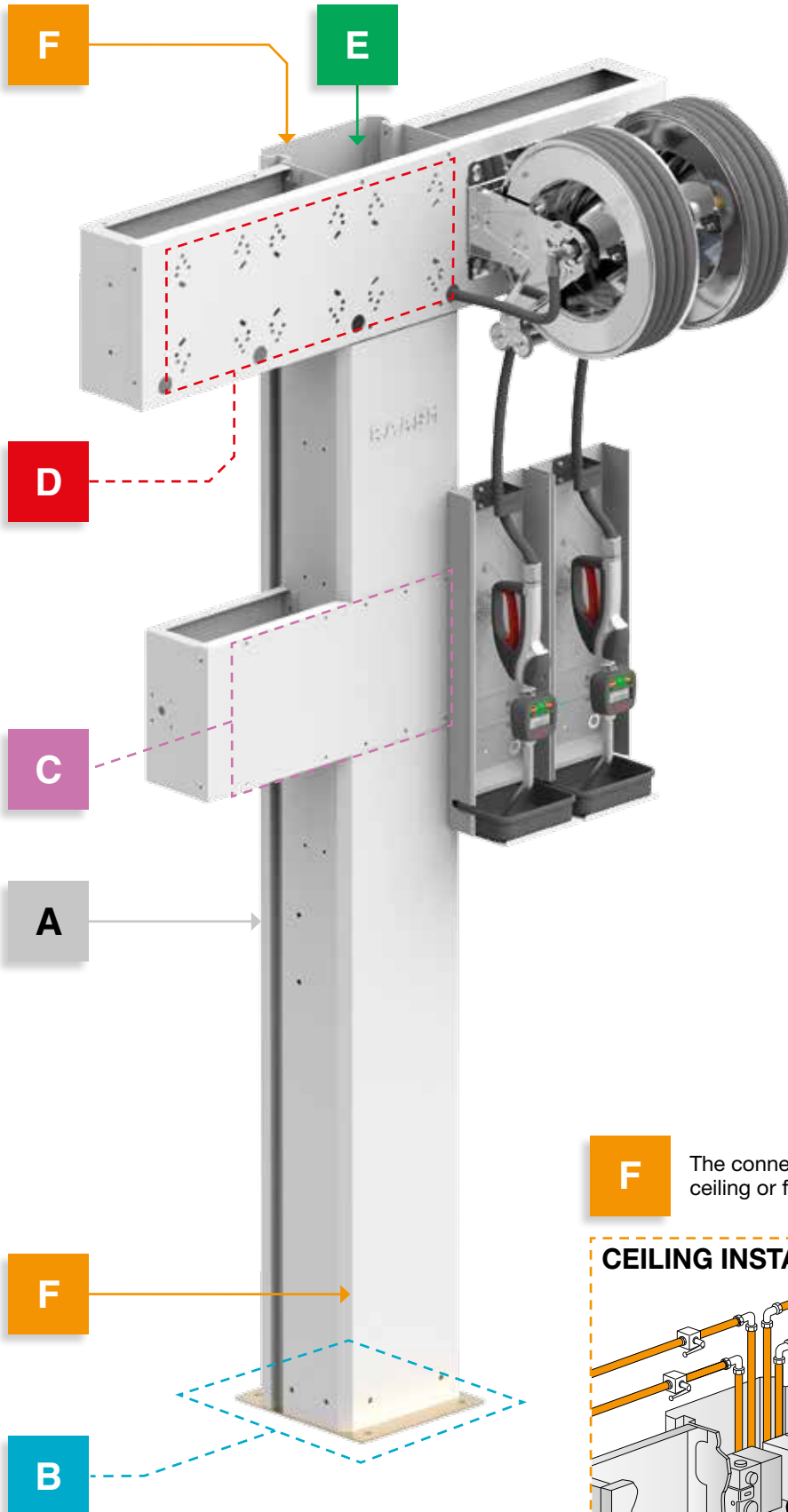
- automotive
  - cleaning
  - car washes
  - food industries
  - chemical industries
  - shipyards
- ...and many others





# Frontal service columns

## TECHNICAL CHARACTERISTICS



**A**

Solid steel structure with scratch-resistant paint. Some models have lateral holes for attaching Series 250, 260, 280 and 300 swivelling hose reels.

**B**

Base for anchoring to the floor.

**C**

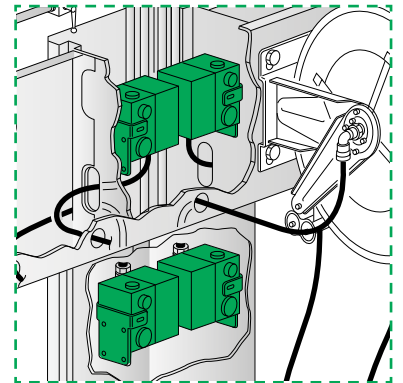
Universal holes for attaching modular drip trays (not available for the stainless steel version).

**D**

Universal holes for mounting hose reels (see quantities and models in the table on the inside pages).

**E**

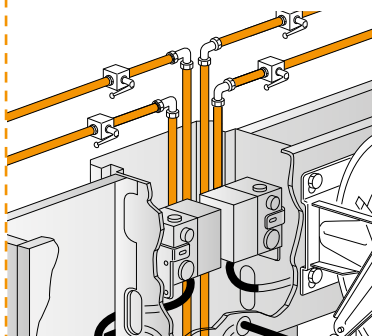
Internal preparation for mounting pulser mono-valve and bi-valve for operation with FCS system.



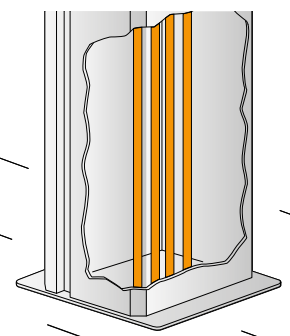
**F**

The connection to the system can be made on either the ceiling or floor.

### CEILING INSTALLATION



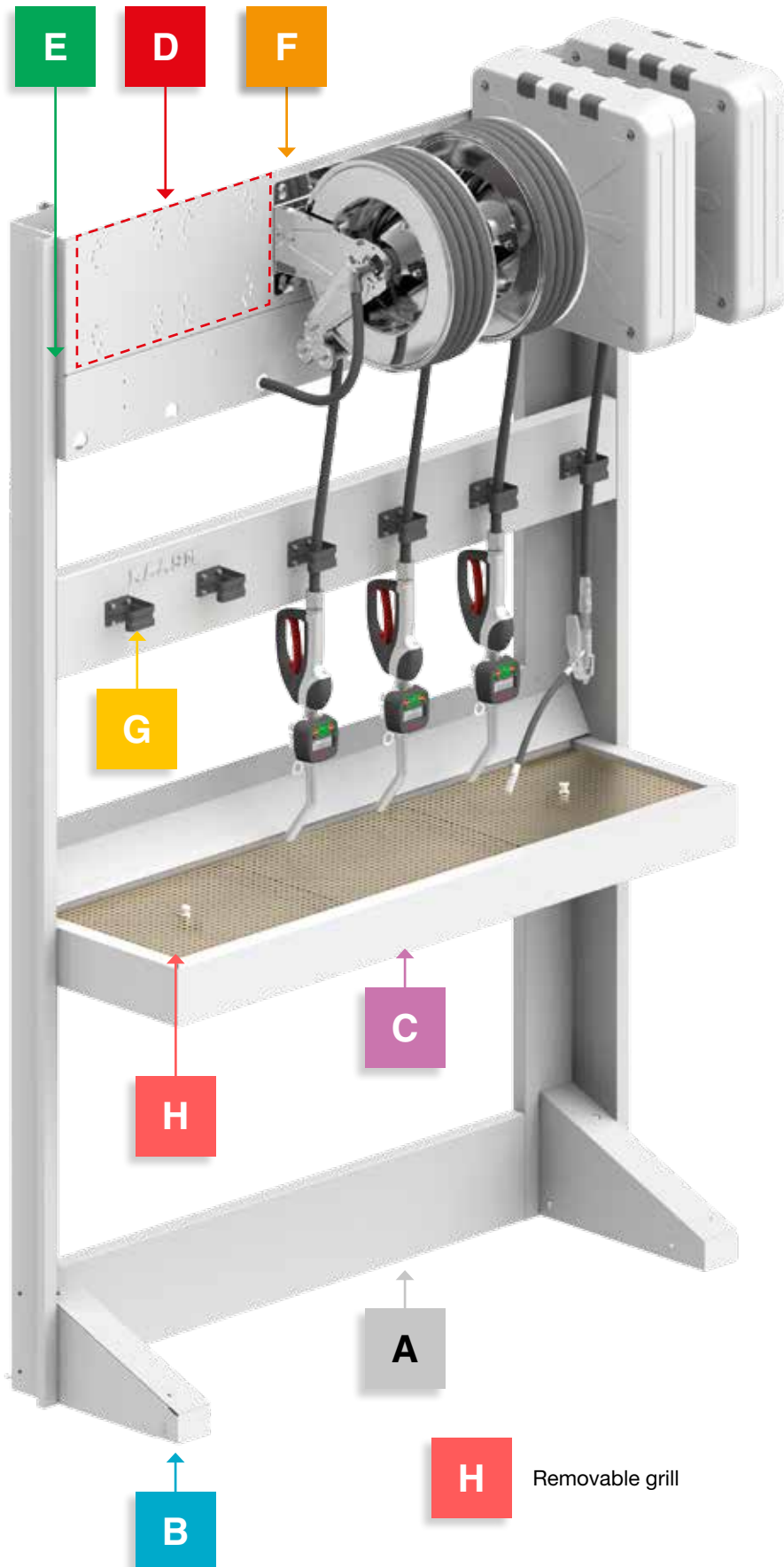
### FLOOR INSTALLATION





# Frontal service columns with collection tank

## TECHNICAL CHARACTERISTICS



**A**

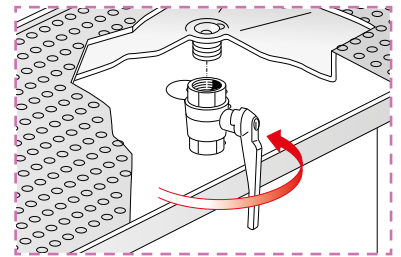
Solid steel structure with scratch-resistant paint.

**B**

Base for anchoring to the floor.

**C**

Drip tank. It can be emptied by mounting the ball tap to be ordered separately. Articles 39351 and 39352 provide a containment tank for 1 or 2 drums.

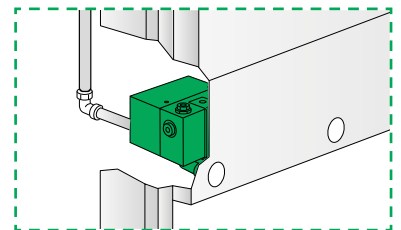


**D**

Universal holes for mounting hose reels (see quantities and models in the table on the inside pages).

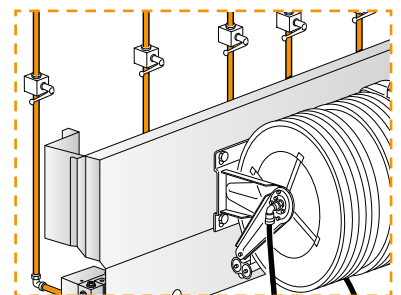
**E**

Internal preparation for mounting pulser mono-valve and bi-valve for operation with FCS system.



**F**

The connection to the system is on the ceiling.



**G**

Convenient hose-holder hook for dispensing guns (not available on P/N 39351 and 39352, where, instead, you can apply a modular tray and/or suction pump).

**H**

Removable grill





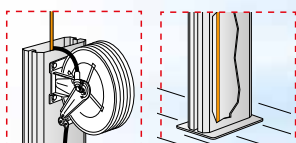
# FRONTAL service columns

**Frontal service columns.** Installable on walls or like a delivery corner, they are connected with the centralized distribution system to work as an independent operational stations.

✓ **Comfort and ergonomics**  
also in narrow spaces

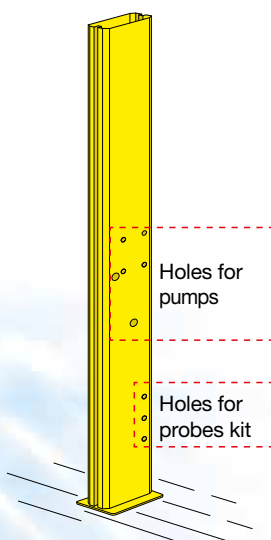
✓ **Suitable for FCS**  
system

✓ **Ceiling or floor**  
installation




## COLUMNS FOR SUCTION

Look the example  
on the left



## FOR SUCTION



### P/N 39320

Max number of hose reels: 1

Suction pump: 1

📦 N° 1 packing m³ 0,26 📦 Kg 42

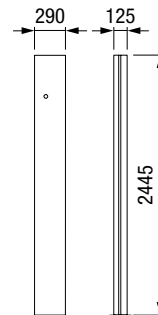
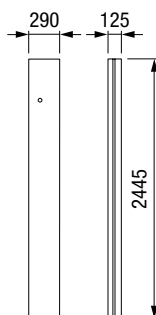
### P/N 39321

Max number of hose reels: 1

-

📦 N° 1 packing m³ 0,26 📦 Kg 42

## OVERALL DIMENSIONS (mm)



## MAX NUMBER OF REELS CAN BE INSTALLED FOR SERIES

Series	SWIVELLING				FIXED					
	250	260	280	300	290	330	390	430	450	530
P/N 39320	-	-	-	-	1	1	1	1	1	1
P/N 39321	-	-	-	-	1	1	1	1	1	1

## ACCESSORIES

**P/N 88630**  
**Modular**  
**drip-tray**  
equipped with  
hook for gun  
and removable  
drip-tray.



**P/N 33590**  
**Wall bracket in painted steel** for  
diaphragm pumps 1/2" and 3/4"  
(for P/N 39320)



**P/N 45570**  
**Wall-mounted**  
**probe kit**  
(for P/N 39320)

**P/N 45560**  
**Standard**  
**probes**  
series  
(for P/N 39320)



**P/N 33115**  
**Bracket in steel** for mounting  
of suction pumps  
S. 600 and S. 650





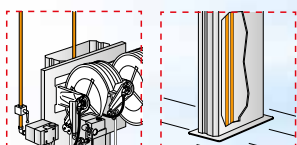
# FRONTAL service columns

**Frontal service columns.** Installable on walls or like a delivery corner, they are connected with the centralized distribution system to work as an independent operational stations.

✓ **Comfort and ergonomics**  
also in narrow spaces

✓ **Suitable for FCS**  
system

✓ **Ceiling or floor**  
installation



**P/N 39322**

Max number of hose reels  
can be installed: 2

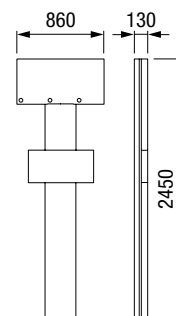
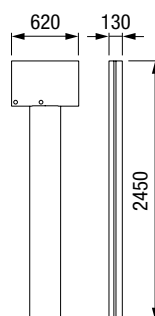
📦 N° 1 packing m³ 0,26 📦 Kg 50,9

**P/N 39323**

Max number of hose reels  
can be installed: 3

📦 N° 1 packing m³ 0,26 📦 Kg 56

## OVERALL DIMENSIONS (mm)



## MAX NUMBER OF REELS CAN BE INSTALLED FOR SERIES

Series	SWIVELLING				FIXED					
	250	260	280	300	290	330	390	430	450	530
P/N 39322	-	-	-	-	2	2	2	2	2	2
P/N 39323	-	-	-	-	3	3	3	3	3	3

## ACCESSORIES

**P/N 88630**  
**Modular**  
**drip-tray**  
equipped with  
hook for gun  
and removable  
drip-tray.





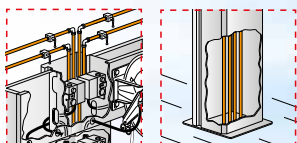
## FRONTAL service columns

**Frontal service columns.** Installable on walls or like a delivery corner, they are connected with the centralized distribution system to work as an independent operational stations.

✓ **Comfort and ergonomics**  
also in narrow spaces

✓ **Suitable for FCS**  
system

✓ **Ceiling or floor**  
installation



### P/N 39334

Max number of fixed hose reels  
can be installed: 4

Max number of  
swivelling hose reels: 4

☐ N° 1 packing m³ 0,46 ☐ Kg 84,5

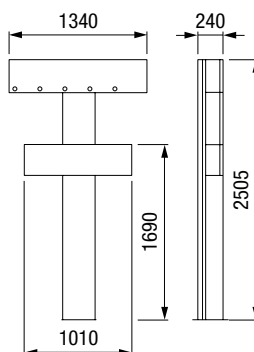
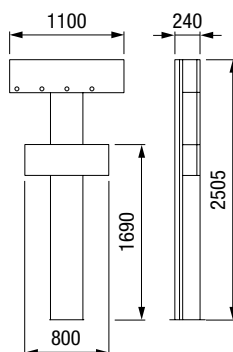
### P/N 39335

Max number of fixed hose reels  
can be installed: 5

Max number of  
swivelling hose reels: 4

☐ N° 1 packing m³ 0,46 ☐ Kg 91

### OVERALL DIMENSIONS (mm)



### MAX NUMBER OF REELS CAN BE INSTALLED FOR SERIES

Series	SWIVELLING				FIXED					
	250	260	280	300	290	330	390	430	450	530
P/N 39334	2	2	2	2	4	4	4	4	4	4
P/N 39335	2	2	2	2	5	5	5	5	5	5

### ACCESSORIES

**P/N 88630**  
**Modular**  
**drip-tray**  
equipped with  
hook for gun  
and removable  
drip-tray.







# FRONTAL service columns

AISI 304 STAINLESS STEEL

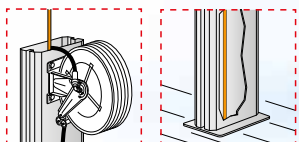
**Frontal service columns.** Installable on walls or like a delivery corner, they are connected with the centralized distribution system to work as an independent operational stations. Made in AISI 304 stainless steel are designed to be used also in the most aggressive environments.



**Comfort and ergonomics**  
also in narrow spaces



**Ceiling or floor**  
installation



**P/N 39421**

Max number of hose reels  
can be installed: 1

☐ N° 1 packing m³ 0,26 ☐ Kg 37

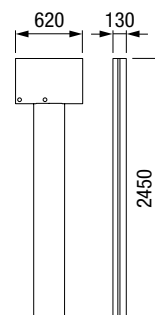
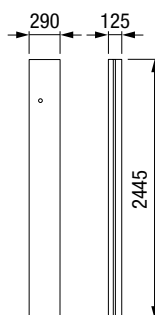


**P/N 39422**

Max number of hose reels  
can be installed: 2

☐ N° 1 packing m³ 0,26 ☐ Kg 44

## OVERALL DIMENSIONS (mm)



## MAX NUMBER OF REELS CAN BE INSTALLED FOR SERIES

Series	SWIVELLING				FIXED					
	250	260	280	300	290	330	390	430	450	530
P/N 39421	-	-	-	-	1	1	1	1	1	1
P/N 39422	-	-	-	-	2	2	2	2	2	2

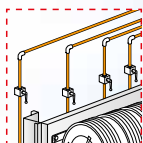




# FRONTAL service columns with collection tank

**Frontal service columns.** Installable on walls, they are connected with the centralized distribution system to work as an independent operational stations. They have a comfortable drip-tray to recover any oil or fluids leaks, ensuring the cleaning of the floor.

- ✓ **Comfort and cleaning at work**
- ✓ **Suitable for FCS system**
- ✓ **Ceiling installation**



**P/N 39304**

Max number of hose reels can be installed: 4

📦 N° 1 packing m³ 0,52 ⚖️ Kg 136

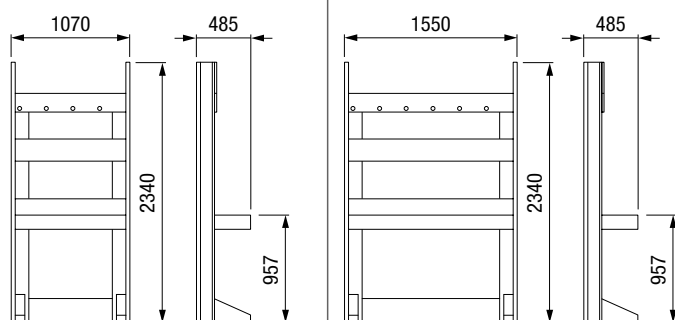


**P/N 39307**

Max number of hose reels can be installed: 6

📦 N° 1 packing m³ 0,65 ⚖️ Kg 168

## OVERALL DIMENSIONS (mm)



## MAX NUMBER OF REELS CAN BE INSTALLED FOR SERIES

Series	SWIVELLING				FIXED					
	250	260	280	300	290	330	390	430	450	530
P/N 39304	-	-	-	-	4	4	4	4	4	4
P/N 39307	-	-	-	-	6	6	6	6	6	6

## ACCESSORIES

**P/N 38209**

**Ball valve**

M 1/2" G x F 1/2" G for emptying the drip-tank (mounting instructions on page 11).

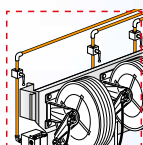




# FRONTAL service columns with containment tank

**Frontal service columns.** Installable on walls, they are connected with the centralized distribution system to work as an independent operational stations. They have a sturdy containment tank where load 1 or 2 tanks up to 180-220 Kg.

- ✓ **Comfort and cleaning at work**
- ✓ **Suitable for FCS system**
- ✓ **Ceiling installation**



**P/N 39351**

Max number of hose reels that can be installed: 2

Max number of drums that can be loaded: 1

📦 N° 2 packing m³ 1,08 📦 Kg 161

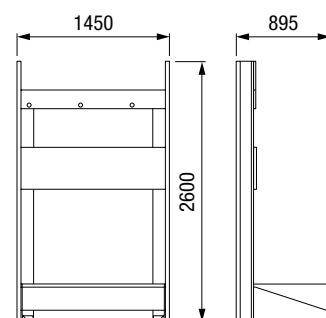
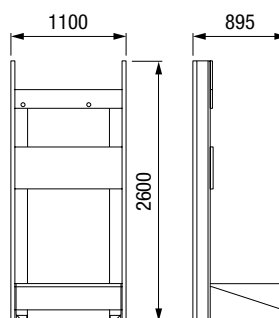
**P/N 39352**

Max number of hose reels can be installed: 3

Max number of drums that can be loaded: 2

📦 N° 2 packing m³ 1,12 📦 Kg 184

## OVERALL DIMENSIONS (mm)



## MAX NUMBER OF REELS CAN BE INSTALLED FOR SERIES

Series	SWIVELLING				FIXED					
	250	260	280	300	290	330	390	430	450	530
P/N 39351	-	-	-	-	2	2	2	2	2	2
P/N 39352	-	-	-	-	3	3	3	3	3	3

## ACCESSORIES

**P/N 88630 Modular drip-tray** equipped with hook for gun and removable drip-tray.



**Wall brackets in steel** for mounting of suction pumps S. 600 and 650 (P/N 33115) and transfer and dispensing pumps S. 500, 600 and 650 (P/N 38043 and 38047).



**P/N 45570 Wall-mounted probe kit**  
**Art. 45560 Standard probes** series



**P/N 39901 Containment tank 1 drum 180 - 220 Kg** (capacity 215 l)

📦 N° 1 packing m³ 0,52 📦 Kg 63

**P/N 39902 Containment tank 2 drum 180 - 220 Kg** (capacity 270 l)

📦 N° 1 packing m³ 0,67 📦 Kg 82,5

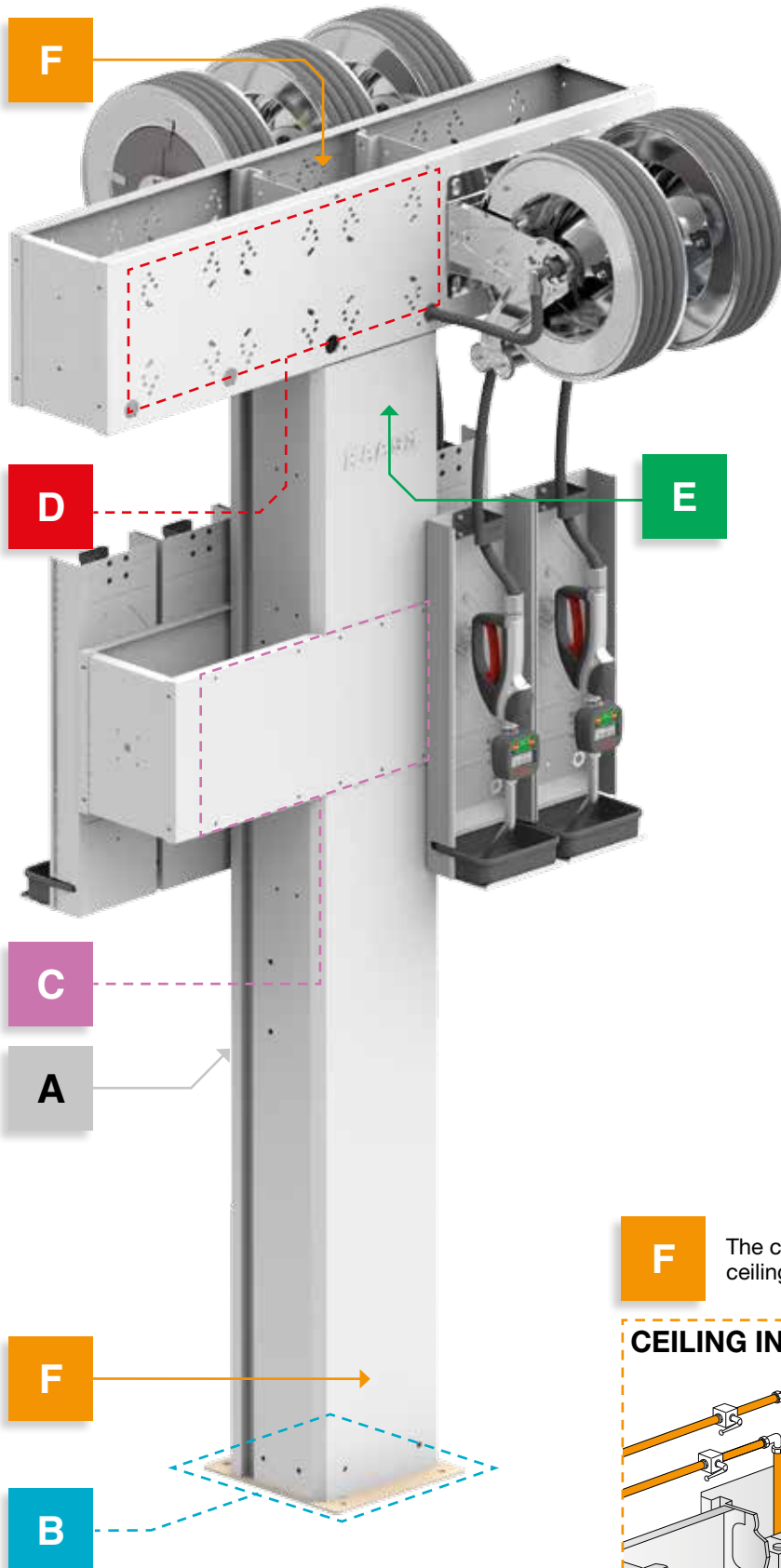






# Bilateral service columns

## TECHNICAL CHARACTERISTICS



**A**

Solid steel structure with scratch-resistant paint. There are also lateral holes for attaching Series 250, 260, 280 and 300 swivelling hose reels.

**B**

Base for anchoring to the floor.

**C**

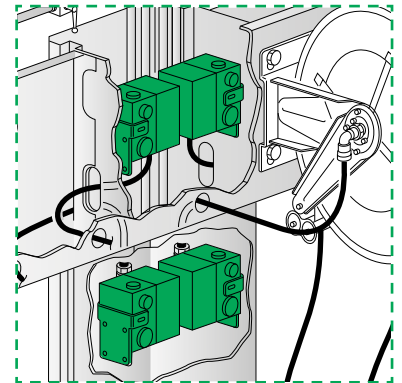
Universal holes for mounting modular drip trays in both sides of the column.

**D**

Universal holes for mounting hose reels in both sides of the column (see quantities and models in the table on the inside pages).

**E**

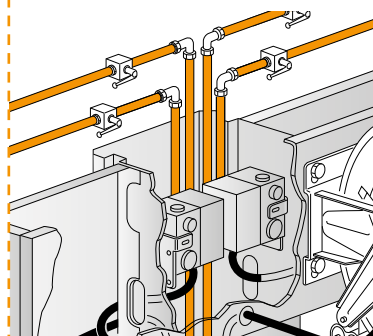
Internal preparation for mounting pulser mono-valve and bi-valve for operation with FCS system.



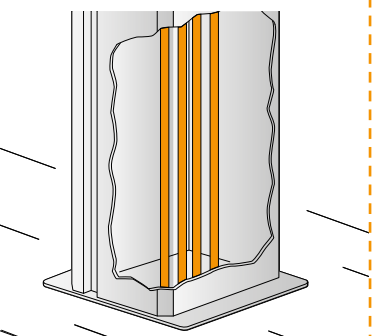
**F**

The connection to the system can be made on either the ceiling or floor.

### CEILING INSTALLATION




### FLOOR INSTALLATION





# Bilateral service columns with collection tank

## TECHNICAL CHARACTERISTICS



**A**

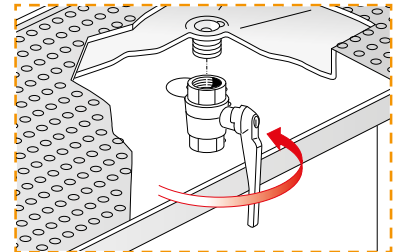
Solid steel structure with scratch-resistant paint. There are also lateral holes for attaching Series 250, 260, 280 and 300 swivelling hose reels.

**B**

Base for anchoring to the floor.

**C**

Drip tank. It can be emptied by mounting the ball tap to be ordered separately.




**D**

Universal holes for mounting hose reels (see quantities and models in the table on the inside pages).

**E**

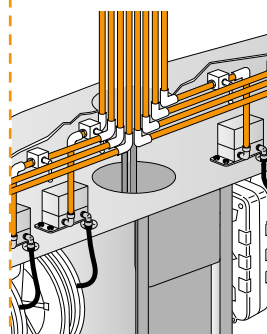
Internal preparation for mounting pulser mono-valve and bi-valve for operation with FCS system.



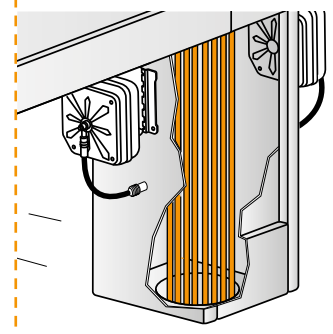
**F**

The connection to the system can be made on either the ceiling or floor.

### CEILING INST.



### FLOOR INSTALLATION





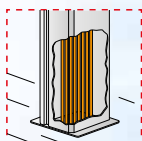
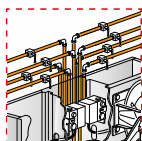
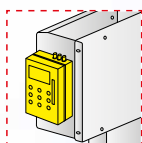
# BILATERAL service columns










**Bilateral service columns.** Installable like a delivery corner, they are connected with the centralized distribution system to work as an independent operational stations.

✓ **Maximum comfort**  
also in narrow spaces

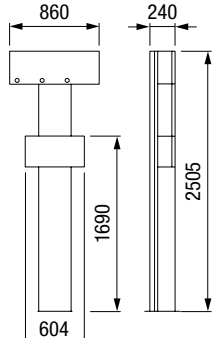
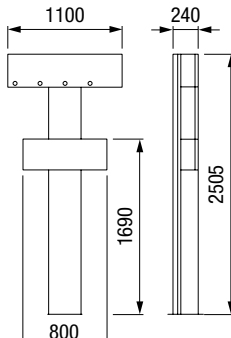
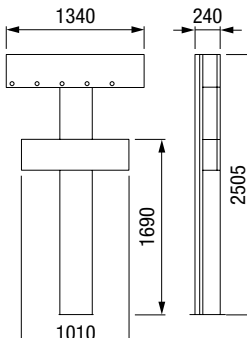
✓ **FCS keyboard**  
installable on the side  
of the smaller beam

✓ **Ceiling or floor**  
installation



		
<b>P/N 39336</b>	<b>P/N 39338</b>	<b>P/N 39340</b>
Max number of fixed hose reels can be installed: 6 (3+3)	Max number of fixed hose reels can be installed: 8 (4+4)	Max number of fixed hose reels can be installed: 10 (5+5)
Max number of swivelling reels: 4	Max number of swivelling reels: 4	Max number of swivelling reels: 4
 N° 1 packing m³ 0,46  Kg 86	 N° 1 packing m³ 0,46  Kg 94	 N° 1 packing m³ 0,46  Kg 101

## OVERALL DIMENSIONS (mm)

		
---	--	---

## MAX NUMBER OF REELS CAN BE INSTALLED FOR SERIES

Series	SWIVELLING				FIXED					
	250	260	280	300	290	330	390	430	450	530
P/N 39336	4	4	4	4	6	4	6	6	6	6
P/N 39338	4	4	4	4	8	8	8	8	8	8
P/N 39340	4	4	4	4	10	10	10	10	10	10

## ACCESSORIES

**P/N 88630**  
**Modular**  
**drip-tray**  
equipped with  
hook for gun  
and removable  
drip-tray.







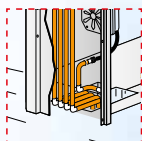
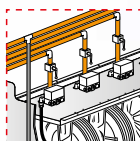
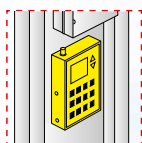
# BILATERAL service columns with collection tank

**Bilateral service columns.** Installable like a delivery corner, they are connected with the centralized distribution system to work as an independent operational stations.

✓ **Comfort and cleaning at work**

✓ **FCS keyboard installable on the side**

✓ **Ceiling or floor installation**



**P/N 39314**

Max number of fixed hose reels can be installed: 4

Max number of swivelling hose reels: 2

N° 1 packing m³ 1,09 Kg 265

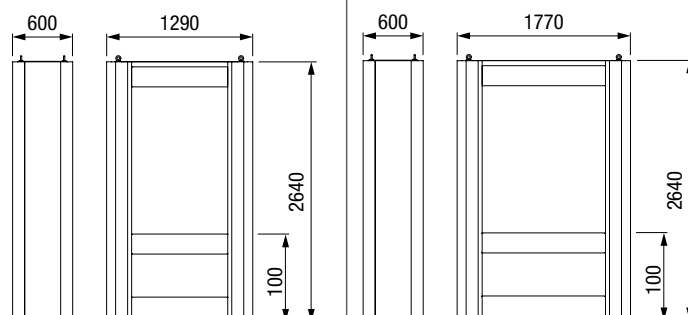
**P/N 39317**

Max number of fixed hose reels can be installed: 6

Max number of swivelling hose reels: 2

N° 1 packing m³ 1,25 Kg 308

## OVERALL DIMENSIONS (mm)



## MAX NUMBER OF REELS CAN BE INSTALLED FOR SERIES

Series	SWIVELLING				FIXED					
	250	260	280	300	290	330	390	430	450	530
P/N 39314	2	2	2	2	4	4	4	4	4	4
P/N 39317	2	2	2	2	6	6	6	6	6	6

## ACCESSORIES

**P/N 38209**

**Ball valve** M 1/2" G x F 1/2" G for emptying the drip-tank (mounting instructions on page 11).



**P/N 39405**

**PC holder** for service columns




N° 1 packing m³ 0,02 Kg 3,6

**P/N 39406**  
**Paper holder**  
for service  
columns



N° 1 packing m³ 0,04 Kg 5,4

**P/N 39407**  
**Basket** for  
service  
columns



N° 1 packing m³ 0,04 Kg 3,8



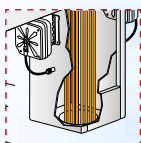
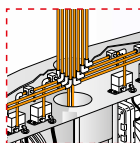
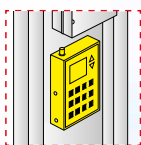
# BILATERAL service columns with collection tank

**Bilateral service columns.** Installable like a delivery corner, they are connected with the centralized distribution system to work as an independent operational stations.

✓ **Comfort and cleaning at work**

✓ **FCS keyboard installable frontally**

✓ **Ceiling or floor installation**



## P/N 39324

Max number of fixed hose reels can be installed: 4

Max number of swivelling hose reels: 2

📦 N° 1 packing m³ 1,04 📦 Kg 228

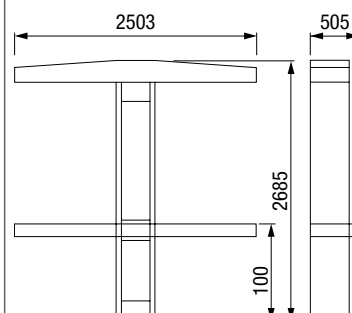
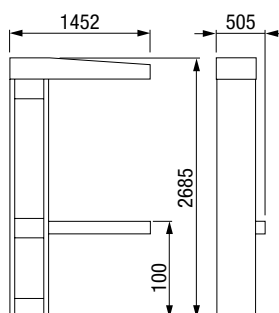
## P/N 39328

Max number of fixed hose reels can be installed: 8

Max number of swivelling hose reels: 2

📦 N° 1 packing m³ 1,04 📦 Kg 285

## OVERALL DIMENSIONS (mm)



## MAX NUMBER OF REELS CAN BE INSTALLED FOR SERIES

Series	SWIVELLING				FIXED					
	250	260	280	300	290	330	390	430	450	530
P/N 39324	2	2	2	2	4	4	4	4	4	4
P/N 39328	2	2	2	2	8	8	8	8	8	8

## ACCESSORIES

**P/N 38209**  
**Ball valve**  
M 1/2" G x F 1/2" G  
for emptying the drip-tank  
(mounting instructions on page 11).



**RAASM** products  
are present worldwide through a network of  
qualified dealers.







## THREE WORDS TO DESCRIBE RAASM

### ■ Technology

The starting point for the entire production cycle is the research and development of cutting-edge new solutions which lead to the development of **high quality products, fully produced in Italy.**



### ■ Quality

The quality of our product manufacturing has always been our absolute priority. To reach this goal rigorous testing accompanies every phase of the manufacturing process.



### ■ Functionality

**RAASM** offers the most complete range of lubrication products suited to many sectors. Our aim is to always be available to provide solutions to our customers.



**RAASM S.p.A.**  
36022 S. ZENO DI CASSOLA (VI)  
Via Marangoni, 33 - ITALY

**Export department**  
Tel. +39 0424 571130 - Fax 0424 571135  
**Technical department**  
Tel. +39 0424 571150 - Fax 0424 571155

info@raasm.com  
www.raasm.com

GB

WRCCOL2016-GB

Authorized distributor

All rights reserved to Raasm S.p.A.